

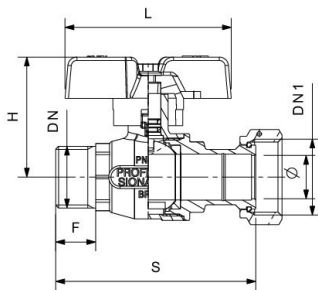


RIV 5115

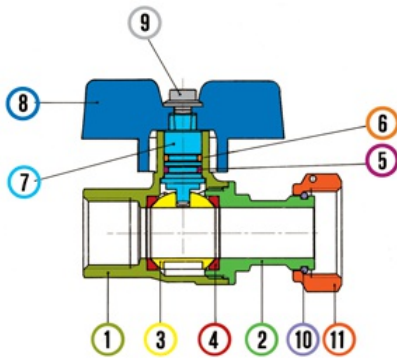
Water meter inlet ball valve M/F
with fitting for meter
full bore
aluminium sealing butterfly handle

Tech drawings and tables

DN	Code	Ø	H	S	L	F	PN	KG	P/box
1/2" x 3/4"	025115000187	15	45	73,5	60	17	40	0,261	10
3/4"X1"	025115000230	20	52,5	87,5	73	17	40	0,426	10



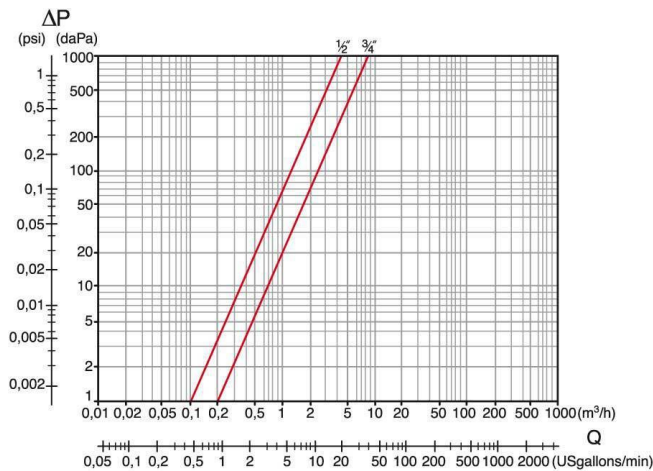
Technical data



Materials			
1	Body	Brass	Nickel-plated
2	Body end	Brass	Nickel-plated
3	Ball	Brass	Chrome-plated
4	Seats	PTFE	
5	O-Ring	FKM	
6	O-Ring	NBR	
7	Stem	Brass	
8	Butterfly handle	Aluminium	Green
9	Screw	Steel	Zinc-plated
10	Seeger	Stainless Steel	Nickel-plated
11	Swivel nut	Brass	

Connections	Female ISO 7/1Rp (parallel), Male ISO 7/1R (tapered), screwed ring ISO 228/1
Limit	-20°C (without liquid) +110°C
Notes	The max.working pressure (PN) means at a room temperature of about 23°C.

Pressure Loss Chart



Temperature/Pressure

